

# YOU CAN VIEW IT ANYTIME, ANYWHERE\*

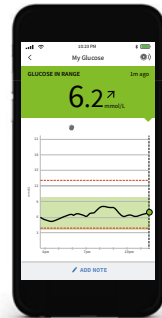
Patients can easily share their glucose data for more productive diabetes management conversations with you remotely

  
**FreeStyle Libre 2**  
FLASH GLUCOSE MONITORING SYSTEM

  
*life. to the fullest.®*  
**Abbott**


The FreeStyle Libre 2 flash glucose monitoring system is indicated for measuring interstitial fluid glucose levels in people aged 4 years and older with diabetes mellitus. Always read and follow the label/insert. The FreeStyle Libre 2 app is only compatible with certain mobile devices and operating systems. Please check the website for more information about device compatibility before using the app.  
\* The LibreView website is only compatible with certain operating systems and browsers. Please check [www.LibreView.com](http://www.LibreView.com) for additional information.

# Patients can check their glucose with the FreeStyle Libre 2 app,\* and you see their data with LibreView<sup>†</sup>



## Convenient for your patients

Patients can easily check their glucose using the FreeStyle Libre 2 app or reader<sup>‡</sup>



## LibreView



## Convenient for you

Patients' glucose data are automatically uploaded<sup>§</sup> from their phone to LibreView – no need for office staff to download the data



\* The FreeStyle Libre 2 app and the FreeStyle Libre 2 reader have similar but not identical features. Finger pricks are required if readings do not match symptoms or expectations. The FreeStyle Libre 2 sensor communicates with the FreeStyle Libre 2 reader that started it or the FreeStyle Libre 2 app that started it. The FreeStyle Libre 2 app is only compatible with certain mobile devices and operating systems. Please check the website for more information about device compatibility before using the app. Use of FreeStyle Libre 2 requires registration with LibreView.

† The LibreView website is only compatible with certain operating systems and browsers. Please check [www.LibreView.com](http://www.LibreView.com) for additional information.

‡ The FreeStyle Libre 2 app and FreeStyle Libre 2 reader are only compatible with the FreeStyle Libre 2 sensor. Patients using the FreeStyle Libre sensor must pair the sensor with the FreeStyle LibreLink app or FreeStyle Libre reader.

§ Use of the FreeStyle Libre 2 app requires registration with LibreView. Automatic upload requires a wireless internet connection or mobile data connection.

# Generate glucose reports on demand to support effective diabetes management



## Easy upload

Glucose data are automatically uploaded\* from patients' FreeStyle Libre 2 app to LibreView and can be manually uploaded from the FreeStyle Libre 2 reader



## Remote access

Log in and view standardized reports from any internet-connected computer



## Secure and reliable

Glucose data are available online through a secure, cloud-based system at no cost



Note: Select LibreView reports shown here.  
Complete reports available at LibreView.com.

For illustration purposes only. Not actual patient data.

\* Use of the FreeStyle Libre 2 app requires registration with LibreView. Automatic upload requires a wireless internet connection or mobile data connection.

# Patients can use the FreeStyle Libre 2 app to easily share their glucose data with you remotely



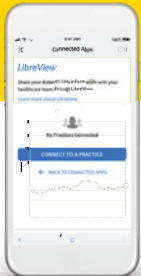
## CONNECT TO A PRACTICE using the FreeStyle Libre 2 app

Connect to a Practice is a feature of the FreeStyle Libre 2 app that lets patients easily share their glucose data with your practice through LibreView



## A secure online tool to view patients' glucose data

Your patients' glucose data are automatically uploaded\* to LibreView, a cloud-based system that enables you to access reports on demand



LibreView

### Easily connect

Patients can initiate the connection or they can accept an invitation from your practice

### Convenient for you

Once connected, patients' glucose data are automatically uploaded\* from the FreeStyle Libre 2 app to LibreView – no need for office staff to download the data


### Virtual office visits

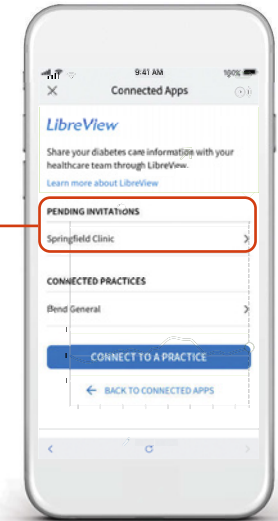
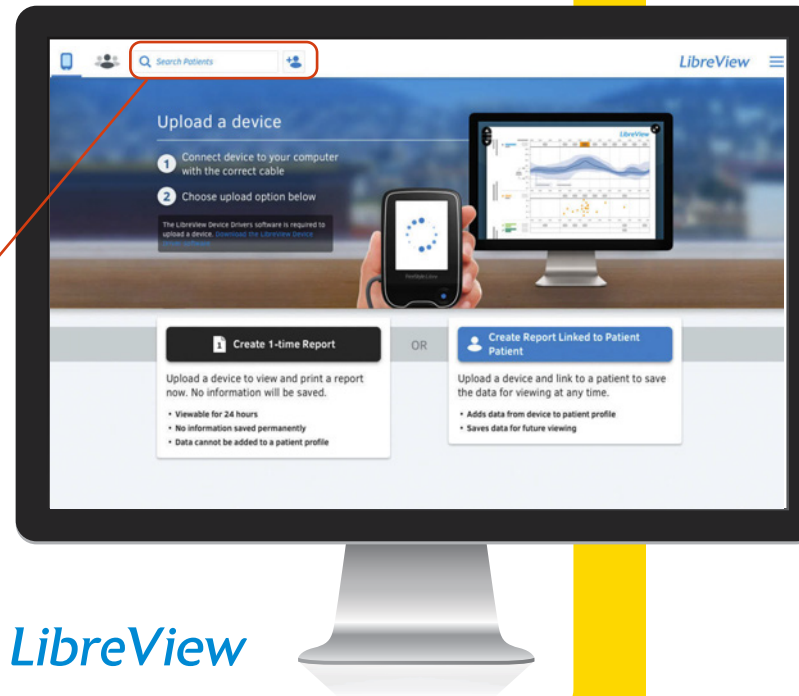
Easy access to glucose reports for more informed treatment decisions and productive conversations

For illustrative purposes only. Not actual patient data.  
\* Use of the FreeStyle Libre 2 app requires registration with LibreView. Automatic upload requires a wireless internet connection or mobile data connection.

# Easy to invite patients to automatically share their glucose data with your practice

## Option 1: Invite patients to connect from LibreView

1. Search for a patient or click the “Add Patient” icon  at the top of the navigator bar
2. In the patient’s profile, select invite and use the email associated with their account
3. Patients receive invitations in their FreeStyle Libre 2 app and in their email



Patient accepts invitation in the FreeStyle Libre 2 app or in their email

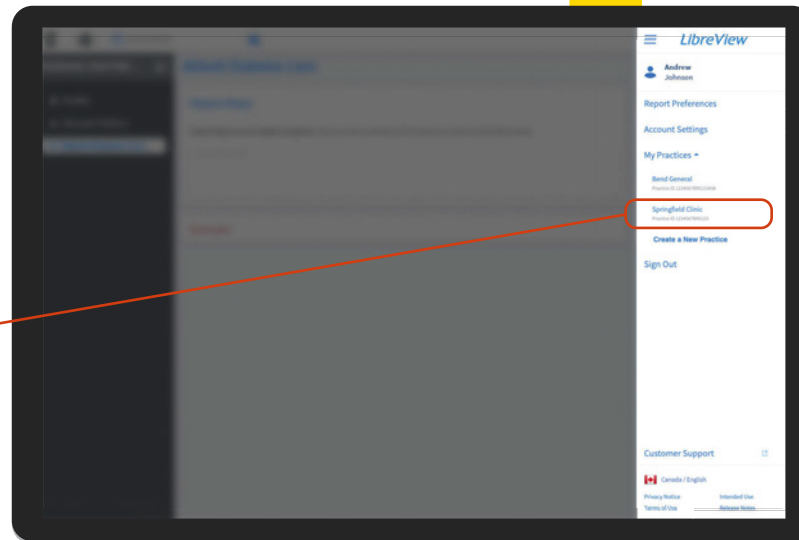


**Need help? Call Abbott’s HCP Customer Care line at 1-844-610-1001 or visit the “Support” section on [www.LibreView.com](http://www.LibreView.com)**

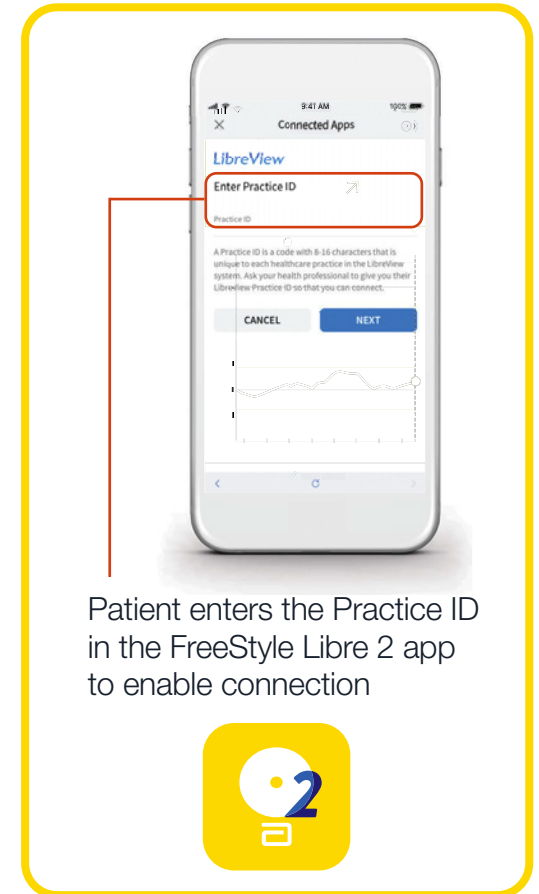
# Give patients your LibreView Practice ID so they can easily enable data sharing from the FreeStyle Libre 2 app

## Option 2: Patients enable data sharing with your practice

Provide your patients with your Practice ID, which is available in LibreView under “My Practices”



LibreView



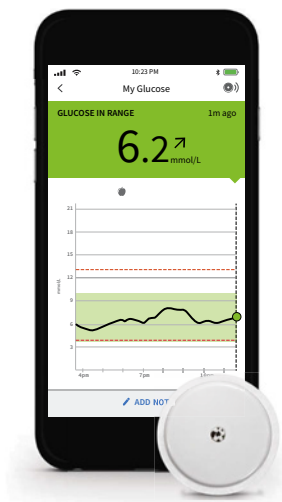
Patient enters the Practice ID in the FreeStyle Libre 2 app to enable connection



Need help? Call Abbott's HCP Customer Care line at 1-844-610-1001 or visit the "Support" section on [www.LibreView.com](http://www.LibreView.com)



# YOU CAN VIEW IT ANYTIME, ANYWHERE\*



Patients can share their glucose data for more productive conversations with you remotely

- It's easy for patients to share their glucose data with your practice through LibreView at no cost
- Glucose data are automatically uploaded† from patients' FreeStyle Libre 2 app to LibreView and can be manually uploaded from the FreeStyle Libre 2 reader
- Use LibreView reports to see your patients' glucose patterns and trends to support effective diabetes management



**Recommend the FreeStyle Libre 2 app and easily connect with your patients through LibreView**



\* The LibreView website is only compatible with certain operating systems and browsers. Please check [www.LibreView.com](http://www.LibreView.com) for additional information.

† Use of the FreeStyle Libre 2 app requires registration with LibreView. Automatic upload requires a wireless internet connection or mobile data connection.

© 2021 Abbott. FreeStyle, Libre, and related brand marks are marks of Abbott. Product images are for illustrative purposes only. Other trademarks are the property of their respective owners.